

SOT23 SCHOTTKY BARRIER DIODES

ZC2800E
ZC2811E
ZC5800E

ISSUE 2 – MARCH 1995



DIODE PIN CONNECTION

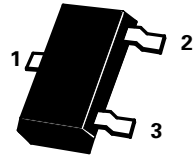


PARTMARKING DETAIL

ZC2800E – E6

ZC2811E – E8

ZC5800E – E9



SOT23

ABSOLUTE MAXIMUM RATINGS.

PARAMETER	SYMBOL	VALUE	UNIT
Power Dissipation at $T_{amb} = 25^{\circ}\text{C}$	P_{tot}	330	mW
Operating and Storage Temperature Range	$T_j : T_{stg}$	-55 to +150	$^{\circ}\text{C}$

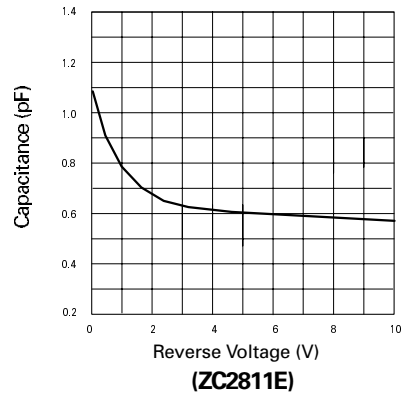
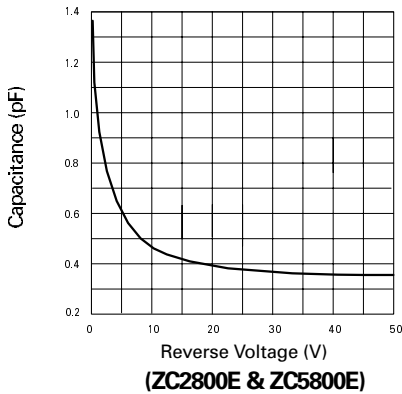
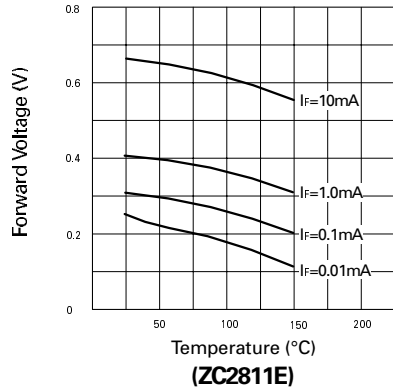
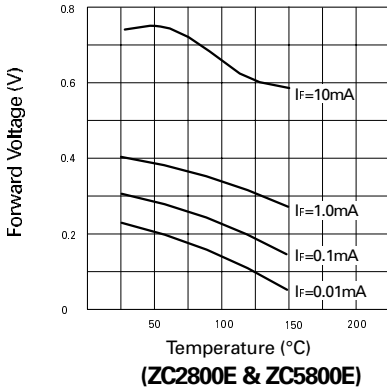
ELECTRICAL CHARACTERISTICS (at $T_{amb} = 25^{\circ}\text{C}$).

PARAMETER	TYPE	SYMBOL	MIN.	TYP.	MAX.	UNIT	CONDITIONS.
Breakdown Voltage	ZC2800E ZC2811E ZC5800E	V_{BR}	70 15 50			V V V	$I_R = 10\mu\text{A}$
Reverse Leakage Current	ZC2800E ZC2811E ZC5800E	I_R			200 100 200	nA nA nA	$V_R = 50\text{V}$ $V_R = 10\text{V}$ $V_R = 35\text{V}$
Forward Voltage	ZC2800E ZC2811E ZC5800E	V_F			410 410 410	mV mV mV	$I_F = 1\text{mA}$
Forward Current	ZC2800E ZC2811E ZC5800E	I_F	15 20 15			mA mA mA	$V_F = 1\text{V}$
Capacitance	ZC2800E ZC2811E ZC5800E	C_T			2.0 1.2 2.0	pF pF pF	$V_R = 0\text{V}$, $f = 1\text{MHz}$
Effective Minority Lifetime (1)	ZC2800E ZC2811E ZC5800E	τ			100 100 100	ps ps ps	$f = 54\text{MHz}$ $I_{pk} \approx 20\text{mA}$

(1) Sample Test.

ZC2800E
ZC2811E
ZC5800E

TYPICAL CHARACTERISTICS



**ZC2800E
ZC2811E
ZC5800E**

TYPICAL CHARACTERISTICS

